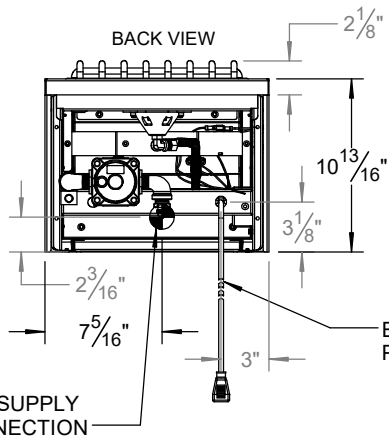
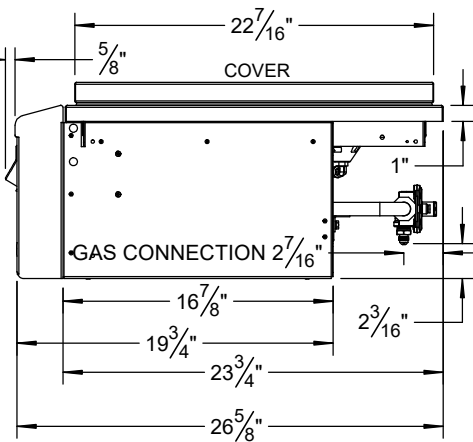
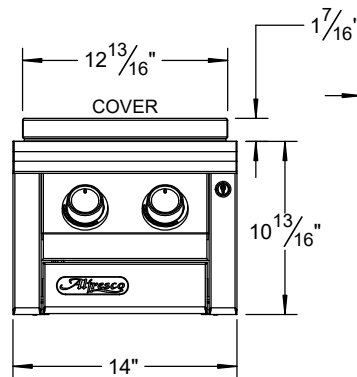
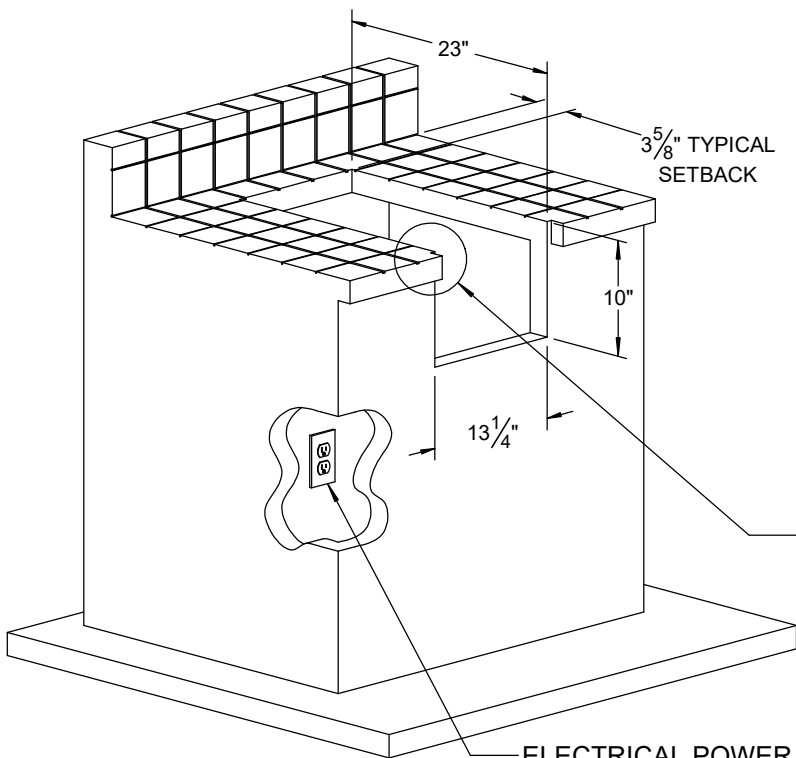


AIPGSB-2 TYPICAL INSTALLATION



COUNTERTOP CUTOUT REQUIREMENTS

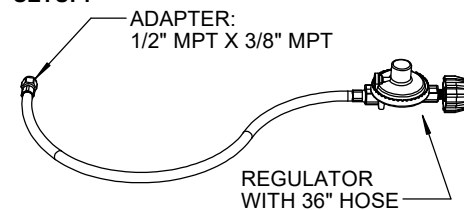
NOTE: A GAS LINE IS REQUIRED INSIDE THE COUNTER FOR OPERATION FOR LP-GAS SETUP SEE NOTE AT RIGHT. IT IS RECOMMENDED THAT A FLEXIBLE HOSE IS USE FOR NG-GAS SETUPS 2³/₁₆" TO EASE INSTALLATIONS.



SPECIFICATIONS:

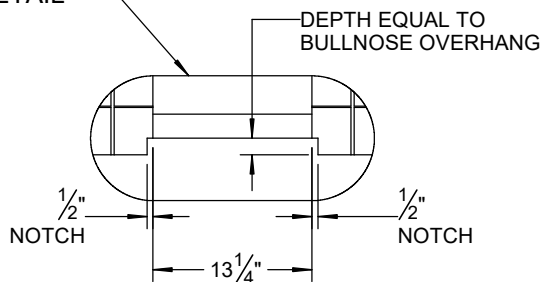
BTUH = 40,000
FUEL = NG @ 4" W.C. OR LP @ 10 W.C.
ELECTRICAL POWER = 115 VAC - 50/60 Hz. - 1.0 A
GAS CONNECTION = 1/2" NPT (NG) OR 3/8" ODF (LP)

LP GAS SETUP:



NOTE: STANDARD UNIT HAS A NATURAL GAS (NG) CONNECTION WITH 1/2" FPT FITTING.

IF LIQUID PROPANE (LP) OPTION IS ORDERED THE UNIT IS SUPPLIED WITH A REGULATOR, HOSE AND ADAPTER FITTING AS SHOWN.



ELECTRICAL POWER REQUIRED.
GFCI OUTLET RECOMMENDED